

ActivaPin™

- For fixation of bone fractures, osteotomies, arthrodesis and osteochondral fractures in the presence of appropriate immobilization.
- ActivaPin™ is an implant with **high-strength and stiffness** created by the material and the manufacturing technique.
- **Customize the angle** by slightly bending the ActivaPin™ in order to achieve the desired anatomical orientation.
- The bending modulus of the material is close to the value of cortical bone which **decreases stress shielding** in bone.
- ActivaPin™ material is replaced by bone in approximately two years*. It is made of **PLGA 85L/15G**.
- ActivaPin™ exploits Bioretec's **patented Self-Locking SL™ technology**, which reduces the risk of unstable fixation. This technology increases implant's diameter 1-2 % in bone's hydrolytic environment and fixes implant firmly to the bone.

Customize implant anatomically by bending and cut off to the desired length

Easy insertion with reusable or single-use instrumentation

Patented grooved design enhances the rotational stability



Excellent also in pediatric orthopaedics

Individual sterile packages for every implant

Excellent load-carrying capacity

Self-Locking SL™ technology makes the implant diameter expand 1-2 %

Implants combine safe and bioabsorbable PLGA with Bioretec's unique self-reinforcement technologies



Indication examples

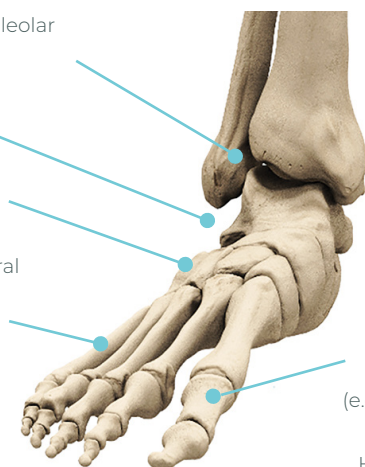
more indications - www.bioretec.com/professionals

Ankle fractures, e.g. malleolar fractures

Talar fractures

Fractures of the tarsals, metatarsals and other fractures of the foot

Arthrodesis e.g., talocrural arthrodesis, subtalar arthrodesis, 1st MTP-arthrodesis, Interphalangeal (IP) arthrodesis



OCD, Patella fractures, Femoral condylar intra-articular fractures

Fixation of metatarsal and phalangeal osteotomies (e.g. Akin, Scarf, Chevron, Weil) Hallux Valgus, Hammertoe correction

Distal clavicular fractures

Proximal humeral fractures

Lateral humeral condyle fractures

Epicondyle fractures

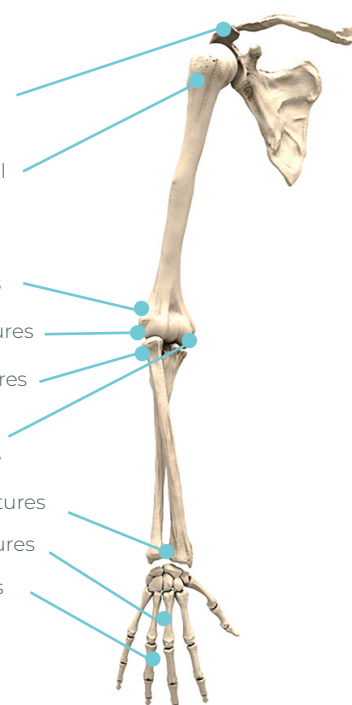
Olecranon fractures

Medial humeral condyle fractures

Distal radius fractures

Metacarpal fractures

Phalanx fractures



* Hedelin, H. et al. MRI evaluation of resorbable poly lactic-co-glycolic acid (PLGA) screws used in pelvic osteotomies in children — a retrospective case series. J Orthop Surg Res 15, 329 (2020).

Product codes

ActivaPin™

B-AP-1520	ActivaPin™ 1.5 x 20 mm
B-AP-1530	ActivaPin™ 1.5 x 30 mm
B-AP-1540	ActivaPin™ 1.5 x 40 mm
B-AP-1550	ActivaPin™ 1.5 x 50 mm
B-AP-1560	ActivaPin™ 1.5 x 60 mm
B-AP-1570	ActivaPin™ 1.5 x 70 mm



B-AP-2020	ActivaPin™ 2.0 x 20 mm
B-AP-2030	ActivaPin™ 2.0 x 30 mm
B-AP-2040	ActivaPin™ 2.0 x 40 mm
B-AP-2050	ActivaPin™ 2.0 x 50 mm
B-AP-2060	ActivaPin™ 2.0 x 60 mm
B-AP-2070	ActivaPin™ 2.0 x 70 mm



B-AP-2750	ActivaPin™ 2.7 x 50 mm
B-AP-2770	ActivaPin™ 2.7 x 70 mm



B-AP-3270	ActivaPin™ 3.2 x 70 mm
-----------	------------------------



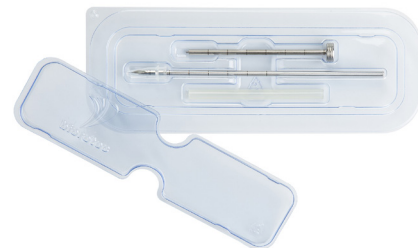

Instrumentation options

Reusable instrument set

B-IPS-1000	Instrument set for ActivaPin™ <i>Instrumentation for open and arthroscopic insertion</i> <i>+ Includes all instruments also for ActivaNail™</i>
------------	---

Disposable - Single-use sets

B-DIP-1500	Applicator with K-wire Ø1.6 mm, disposable, for 1.5 mm pin
B-DIP-2000	Applicator with K-wire Ø2.0 mm, disposable, for 2.0 mm pin
B-DIP-2700	Applicator with K-wire Ø2.8 mm, disposable, for 2.7 mm pin



Bioretec

Yrittäjänkulma 5

FI-33710 Tampere, Finland

Tel +358 20 778 9500

sales@bioretec.com

Please refer to the package labelling and Instructions For Use to identify the surgical technique for additional information.

Some products listed in this document may not have been approved following your market requirements and are not currently available in your market. Please contact your distributor for items approved in your market.

For orders and more information, contact sales@bioretec.com or visit www.bioretec.com.

Rev. 5.0